



Thanksgiving Fun



1

Take a Movement Break with one of these Follow Along Videos on my YouTube Channel Pediatric Therapy Essentials



https://youtu.be/SJi_D04nqeA



<https://youtu.be/PMogy1dhApQ>



<https://youtu.be/rUaOLKpfZPY>



https://youtu.be/9P_Glcuff0Y



<https://youtu.be/dlhjb0RAWul>



<https://youtu.be/hdU5Uhi2fjE>

2

Make a Turkey 2 ways


Cut out a circle from brown construction paper.
Cut out the Turkey head and feathers from page 2.
Glue the feathers to the top of the brown circle.
Glue the face to the middle of the circle.


Color the turkey on page 3.
Color the feathers on page 4.
Cut out the turkey body and the feathers.
Glue the feathers to the back of the turkey body.


3

Color the Turkey by Number on Page 5.









Turkey Color by Number

Color the Turkey using the color key listed below

1. Orange 2. Red 3. Brown 4. Blue 5. Green
6. Purple 7. Yellow

